

DANCOVER[®]



Manual
for
Marquee Basic
6x12m PVC 700

DANCOVER[®]

.com

Safety Advice

Attention

In some countries approval is needed to set up a marquee/tent larger than 75 m². It is your responsibility to comply with local rules and regulations and to ensure that the marquee/tent is assembled correctly.

In case of bad weather conditions, it is your responsibility to ensure the marquee/tent is safely secured and that the marquee/tent does not cause damage to others.

Do not use open fire, welding equipment or other sources which can ignite, inside or close to the tent.

The marquee/tent must be safely secured. We recommend you secure your marquee/tent with straps and pegs as soon as it is assembled.

Make sure to check if the marquee/tent is covered by your home contents insurance.

Marquees/tents must be evacuated under extreme weather conditions.

In the event of snow, always remove snow from the roof of the marquee/tent regularly to prevent snow from building on the roof, as heavy snow can cause the marquee/tent to collapse.

In the event of rain, there is a risk of rain puddles building up on top of the roof of the marquee/tent. Heavy rain puddles can cause the roof to collapse. It is your responsibility to ensure rain puddles do not build up. As a precaution, make sure the roof of the marquee/tent is stretched out properly and adequately over the side frames of the marquee/tent and remove rain water regularly.

Do not unpack or repack your marquee/tent in freezing temperatures. In case of temperatures below zero, always unpack and repack your marquee/tent indoors to avoid the risk of cracking parts.

The marquee/tent must be totally dry before you repack and store it to avoid mildew.

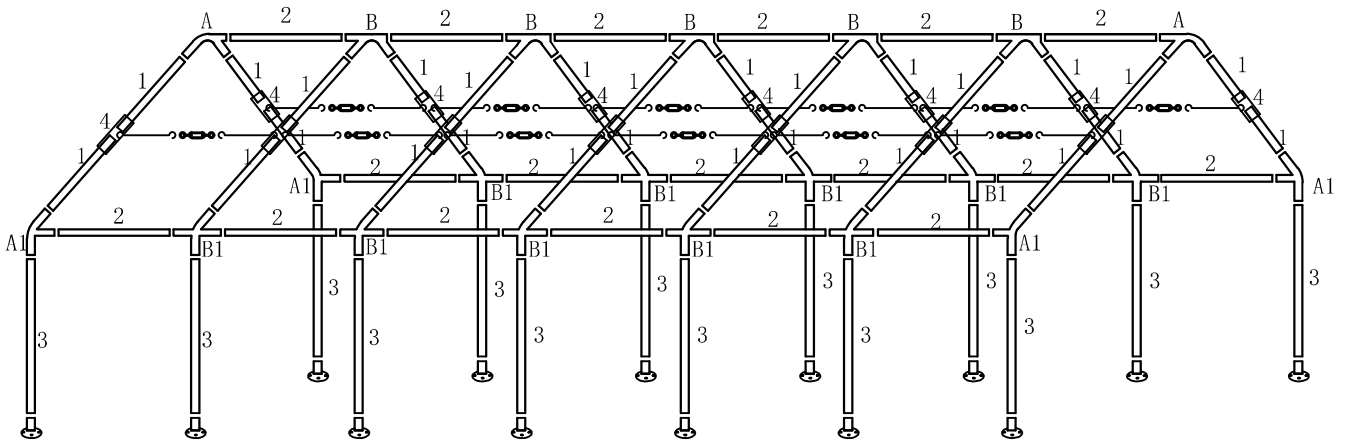
Note: Marquees are intended for events and other arrangements and are as such only meant for short term temporary assembly and the following disassembly. Dancover warranty applies only to the normal use of the Product, normal wear and tear excepted, in accordance with written use instructions or manual. The warranty does not apply to damage caused by accident, abuse, misuse, or modification of the Product.


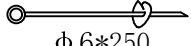

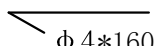


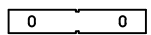











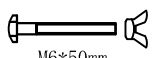


Warranty Information

Please visit dancovershop.com for information on warranty.

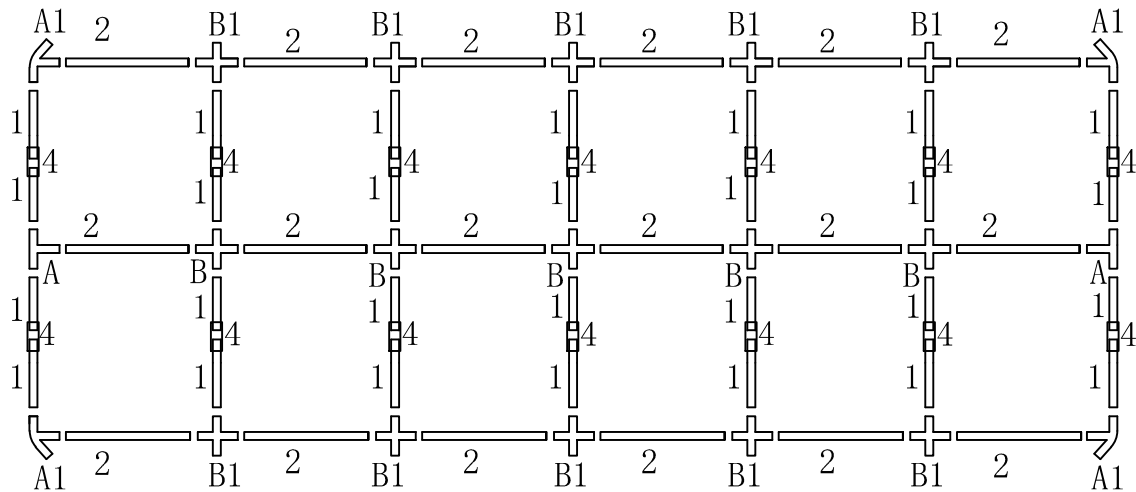
Please always check our website for the latest safety advice and manual.

6 × 12M

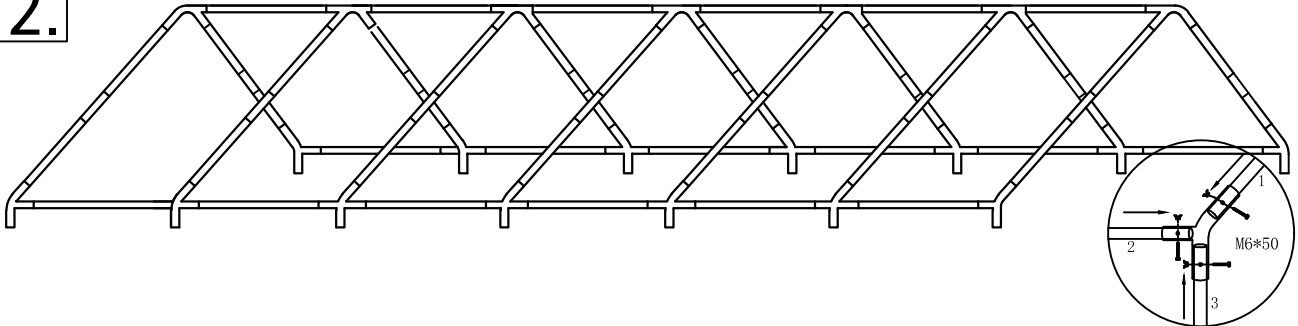


1#	 Φ 38*1442mm	28pcs	D2#	 Φ 6*250	4pcs
2#	 Φ 38*1930mm	18pcs	D#	 Φ 4*160	42pcs
3#	 Φ 38*1895mm	14pcs	H#		4pcs
4#	 Φ 40.5*500mm	14pcs	J#	 28*40	150pcs
A#	 140°	2pcs	J1#	 28*29	26pcs
B#	 140°	5pcs	E#		1pc
A1#	 110°	4pcs	F#		12pcs
B1#	 110°	10pcs	G#		2pc
C#		14pcs	K#		14pcs
L#	 M6*50mm	120pcs	N#		1pc
M#		12pcs			

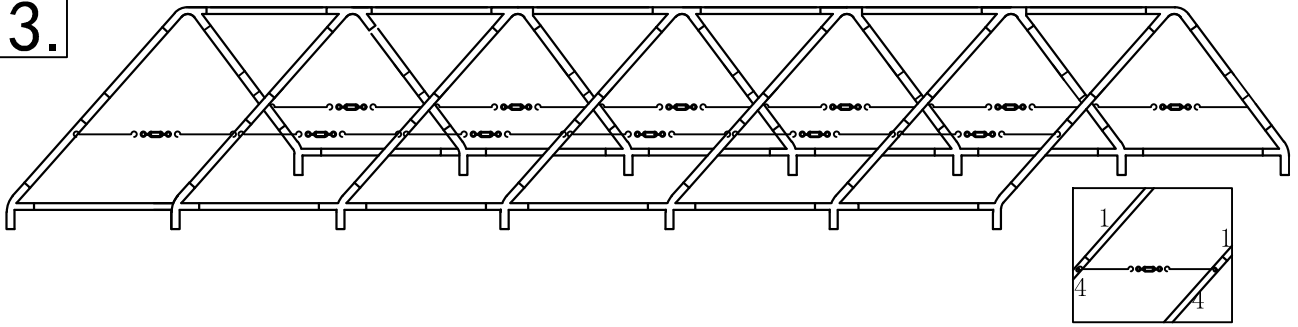
1.



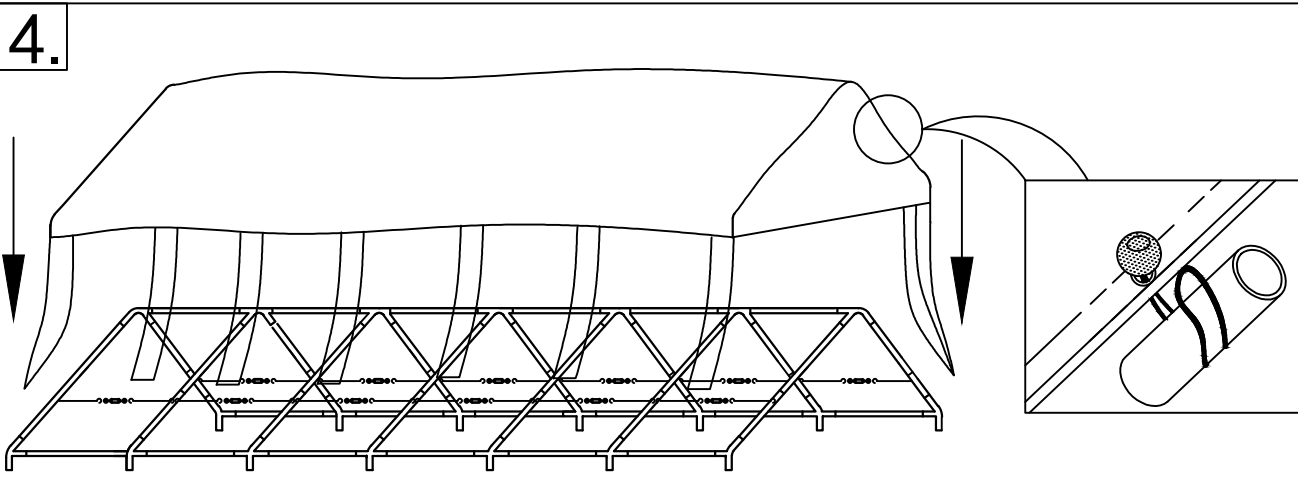
2.



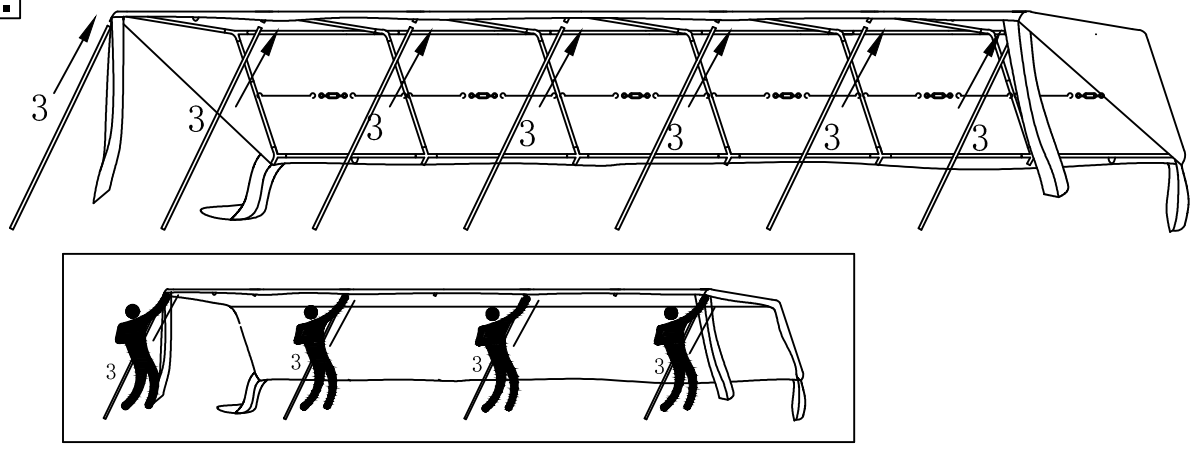
3.



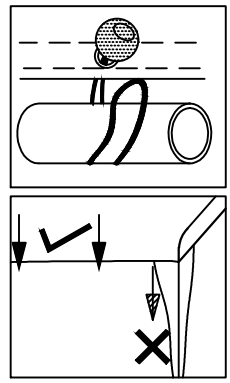
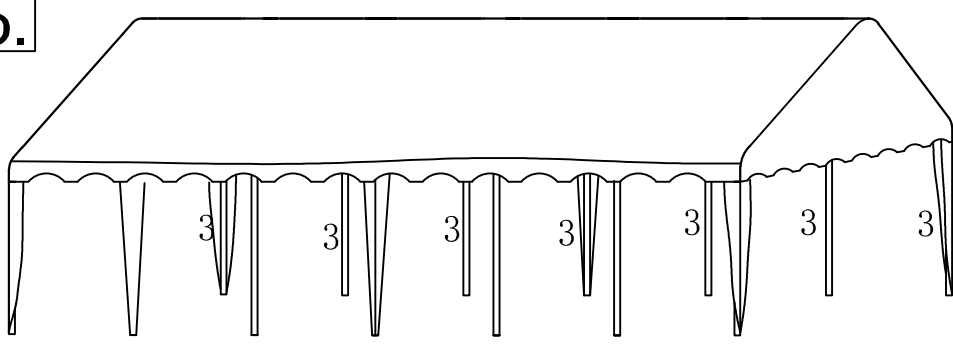
4.



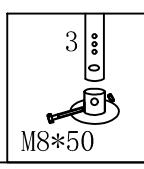
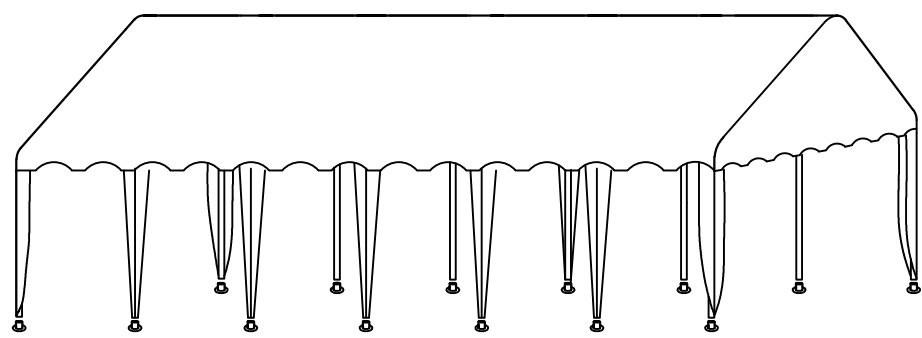
5.



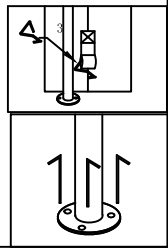
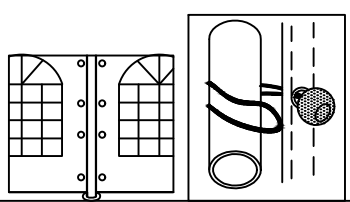

6.



7.



8.



Contact information

Austria



Belgium



Croatia



Denmark



Estonia



Finland



France



Germany



Ireland



Italy



Latvia



Lithuania



Nederland



Norway



Poland



Portugal



Spain



Sweden



Switzerland



UK

